

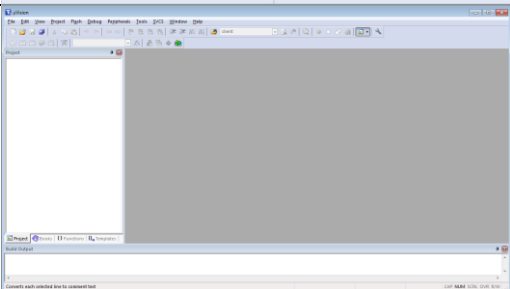
GRAPHICS/SEQUENCES

TEXT

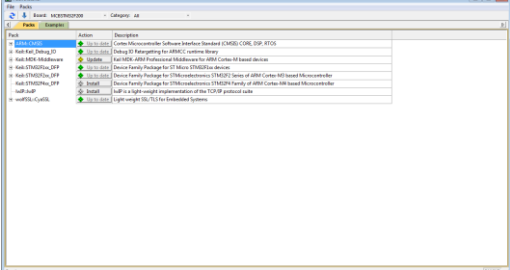


Welcome to this Video Tutorial - my name is **Christopher Seidl**; I'm Technical Marketing Manager at ARM and I will show you how to use the pre-built examples in MDK-ARM Version 5 using the new Pack Installer.

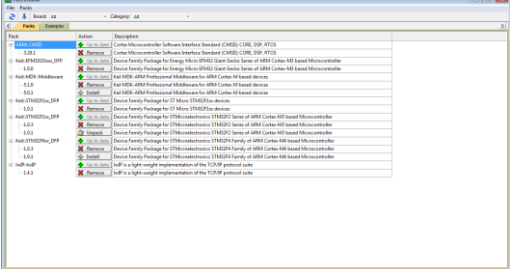
The Pack Installer is part of the MDK Core that contains also IDE, ARM compiler, and debugger.



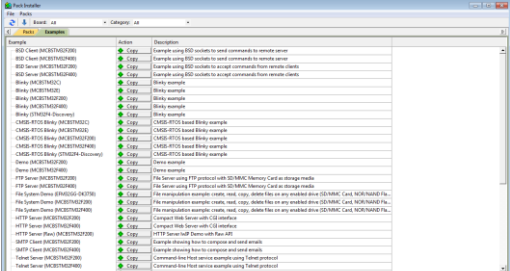
Let's have a closer look at the Pack Installer. The uVision IDE is the best place to open the Pack installer. Simply click on the **Pack Installer** icon.



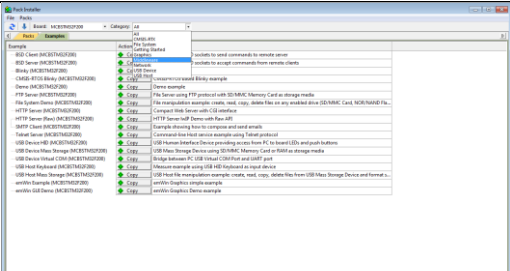
The Pack Installer is the **single entry point** for installing, updating and removing software packs.



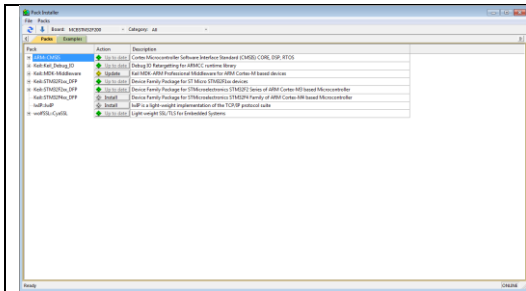
It gives you an overview over **all packs** that are **currently available** for your MDK-ARM version, including third party software packs.



But Pack Installer gives you much more: many packs are delivered with **examples** for various development platforms. The Examples tab gives you more information.

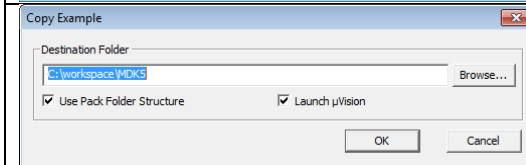


You can **filter the list of examples** using the Board or Category filter.

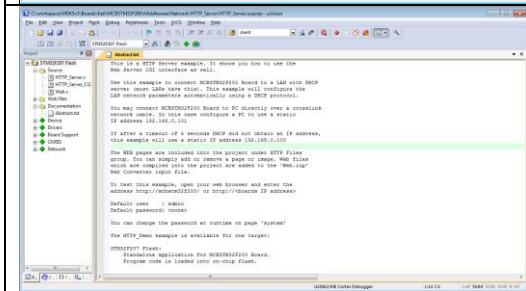


I'll show you a quick **demo** on how to use examples with Pack Installer.

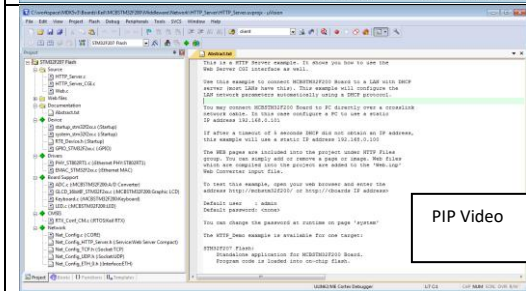
I select the **MCBSTM32F200** as my development board and select **all** available categories. As you can see, the action button shows **Install**, which indicates that the related Pack is not installed yet. Clicking the button of the **HTTP Server example** will install the Pack.



Next, set the example's **destination folder**.



The example project opens in a new instance of uVision. The Abstract text file explains the basic behaviour of the example code and points to further documentation.



The **Project window** will show you the new project layout as introduced with MDK-ARM Version 5. You still see the well-known **group folders**, but also **component class boxes**, that relate to the Run Time Environment components. In an example, all components are already pre-configured. Therefore, you can right away **build** the project and **download** it to the target. In this example, the web server starts running immediately.

The Abstract text file will give you more information, how to run the example. In addition, you may use the **web link** in this file to find detailed online documentation.

I hope you enjoyed watching this video which showed you the new Pack Installer features in MDK-ARM Version 5. If you are interested in a trial of MDK-ARM please visit our website and contact our sales team.