Debug Control

New_configuration disconnected

TrustZone_Cortex-A9_AC6-FVP connected

Cortex-A9_0 #1 running

Console | Commands | Variables | Registers | Memory | Disassembly | Target Console

CDT Build Console [TrustZone_Cortex-A9_AC6]

```
18:03:28 **** Build of configuration Default for project TrustZone_Cortex-A9_AC6 ****
make all
Build completed.

18:03:28 Build Finished. 0 errors, 0 warnings. (took 272ms)
```

Console | Commands | Variables | Registers | Memory | Disassembly | Target Console

```
Starting debug server
Waiting for debug server to start accepting connections
Debug server started successfully
```

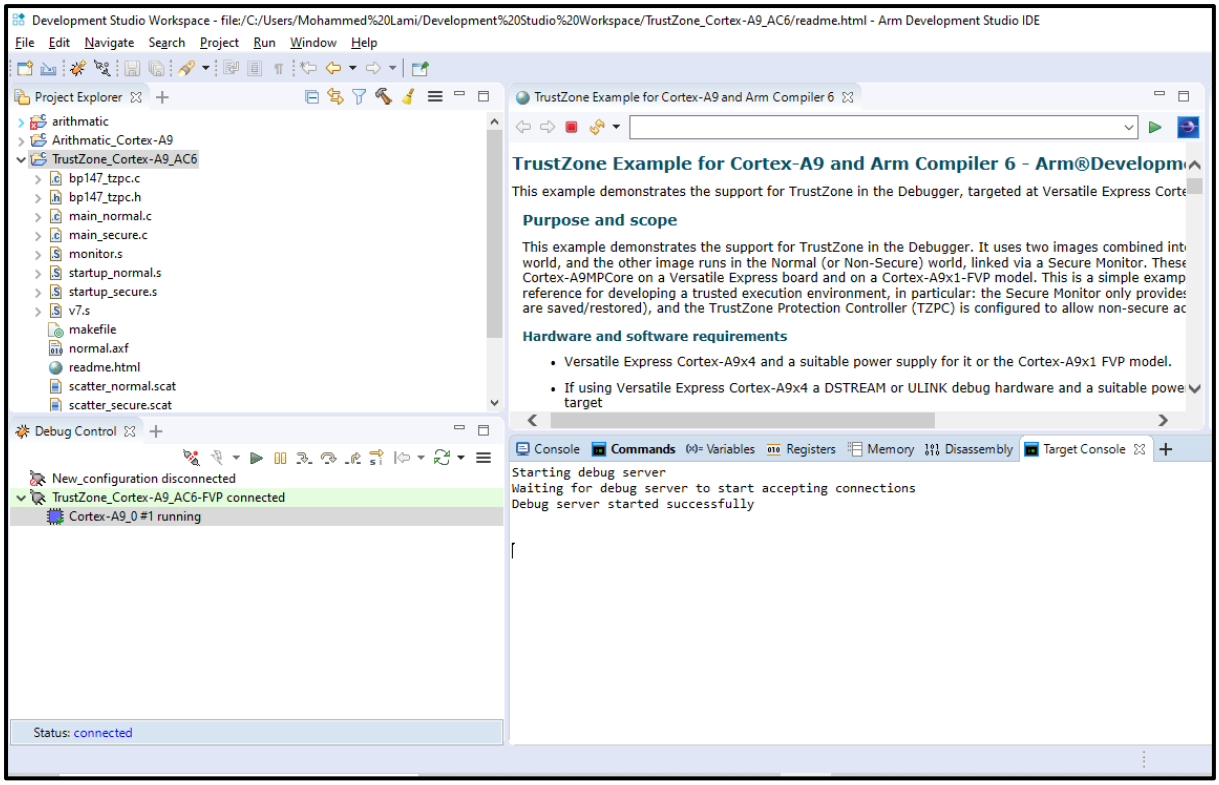
Development Studio Workspace - file:/C:/Users/Mohammed%20Lami/Development%20Studio%20Workspace/TrustZone_Cortex-A9_AC6/readme.html - Arm Development Studio IDE
File Edit Navigate Search Project Run Window Help
Project Explorer
arithmatic
Arithmatic_Cortex-A9
TrustZone_Cortex-A9_AC6
bp147_tzpc.c
bp147_tzpc.h
main_normal.c
main_secure.c
monitor.s
startup_normal.s
startup_secure.s
v7.s
makefile
normal.axf
readme.html
scatter_normal.scat
scatter_secure.scat
Debug Control
New_configuration disconnected
TrustZone_Cortex-A9_AC6-FVP connected
Cortex-A9_0 #1 running
Status: connected
TrustZone Example for Cortex-A9 and Arm Compiler 6
TrustZone Example for Cortex-A9 and Arm Compiler 6 - Arm®Developm
This example demonstrates the support for TrustZone in the Debugger, targeted at Versatile Express Corte
Purpose and scope
This example demonstrates the support for TrustZone in the Debugger. It uses two images combined int
world, and the other image runs in the Normal (or Non-Secure) world, linked via a Secure Monitor. These
Cortex-A9MPCore on a Versatile Express board and on a Cortex-A9x1-FVP model. This is a simple examp
reference for developing a trusted execution environment, in particular: the Secure Monitor only provides
are saved/restored), and the TrustZone Protection Controller (TZPC) is configured to allow non-secure ac
Hardware and software requirements
Versatile Express Cortex-A9x4 and a suitable power supply for it or the Cortex-A9x1 FVP model.
If using Versatile Express Cortex-A9x4 a DSTREAM or ULINK debug hardware and a suitable powe
target
Console Commands Variables Registers Memory Disassembly Target Console
Starting debug server
Waiting for debug server to start accepting connections
Debug server started successfully

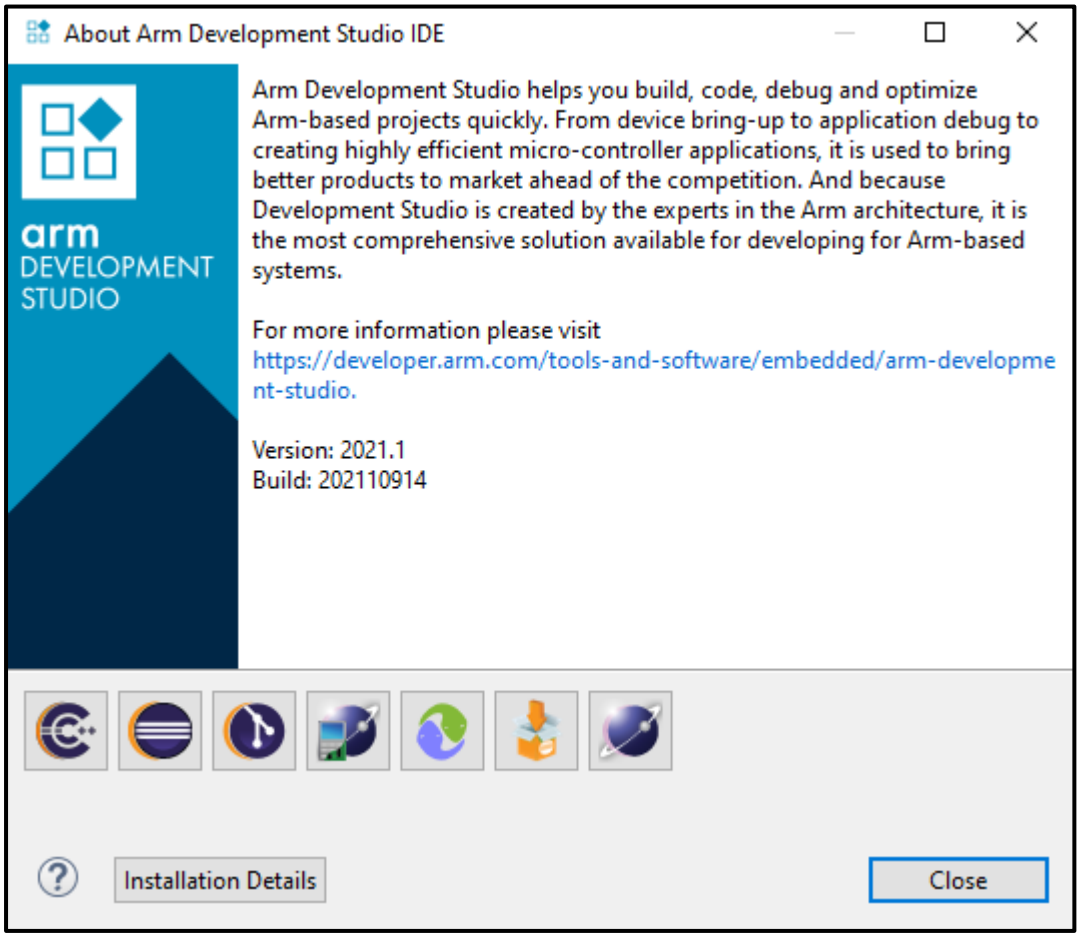
About Arm Development Studio IDE
arm
DEVELOPMENT
STUDIO
Arm Development Studio helps you build, code, debug and optimize Arm-based projects quickly. From device bring-up to application debug to creating highly efficient micro-controller applications, it is used to bring better products to market ahead of the competition. And because Development Studio is created by the experts in the Arm architecture, it is the most comprehensive solution available for developing for Arm-based systems.
For more information please visit https://developer.arm.com/tools-and-software/embedded/arm-development-studio.
Version: 2021.1
Build: 202110914
Installation Details
Close

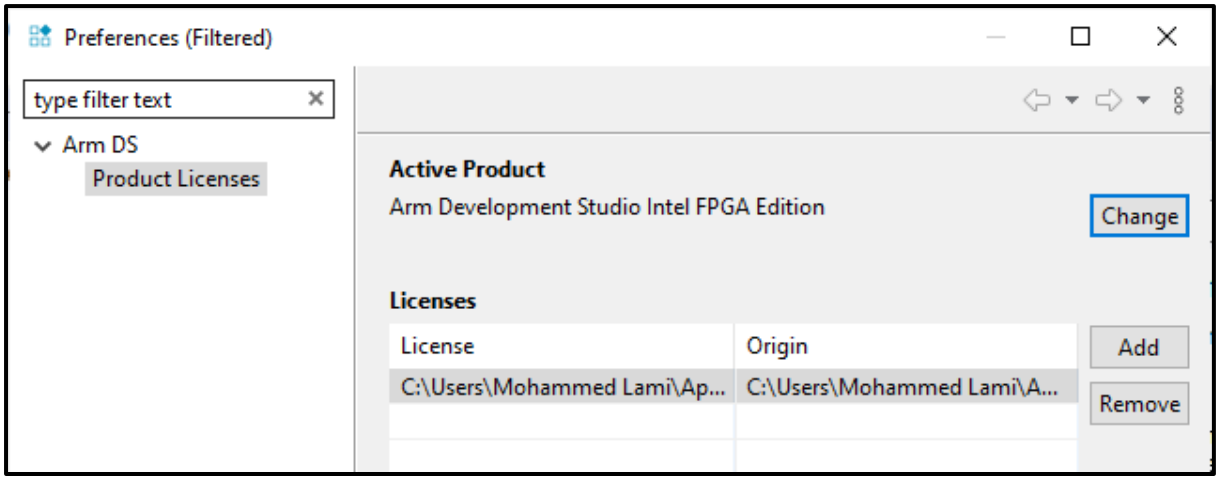

Windows specifications

Edition	Windows 10 Pro
Version	21H1
Installed on	15/10/2021
OS build	19043.1466
Experience	Windows Feature Experience Pack 120.2212.3920.0